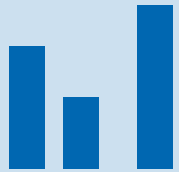
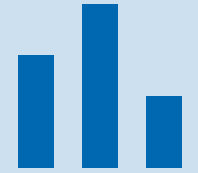
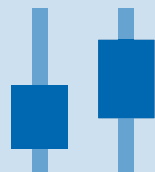




DEFENSE SPENDING

Chart Pack

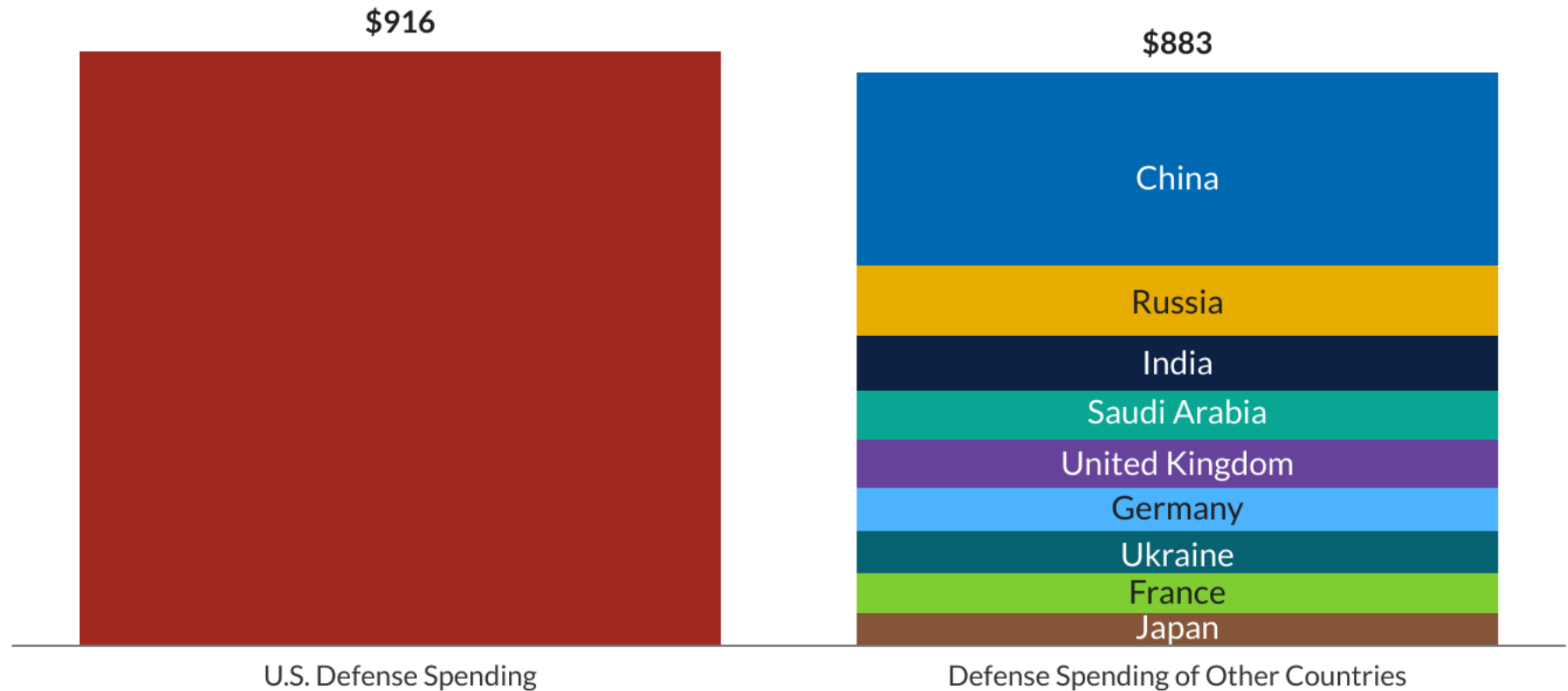


FEBRUARY 2025



The United States spends more on defense than the next 9 countries combined

Defense Spending (Billions of Dollars)



Source: Stockholm International Peace Research Institute

Notes: Figures are in U.S. dollars converted from local currencies using market exchange rates. Data for the United States are for fiscal year 2023. Data for the other countries are for calendar year 2023. The source for this chart uses a definition of defense spending that is more broad than budget function 050 and defense discretionary spending.

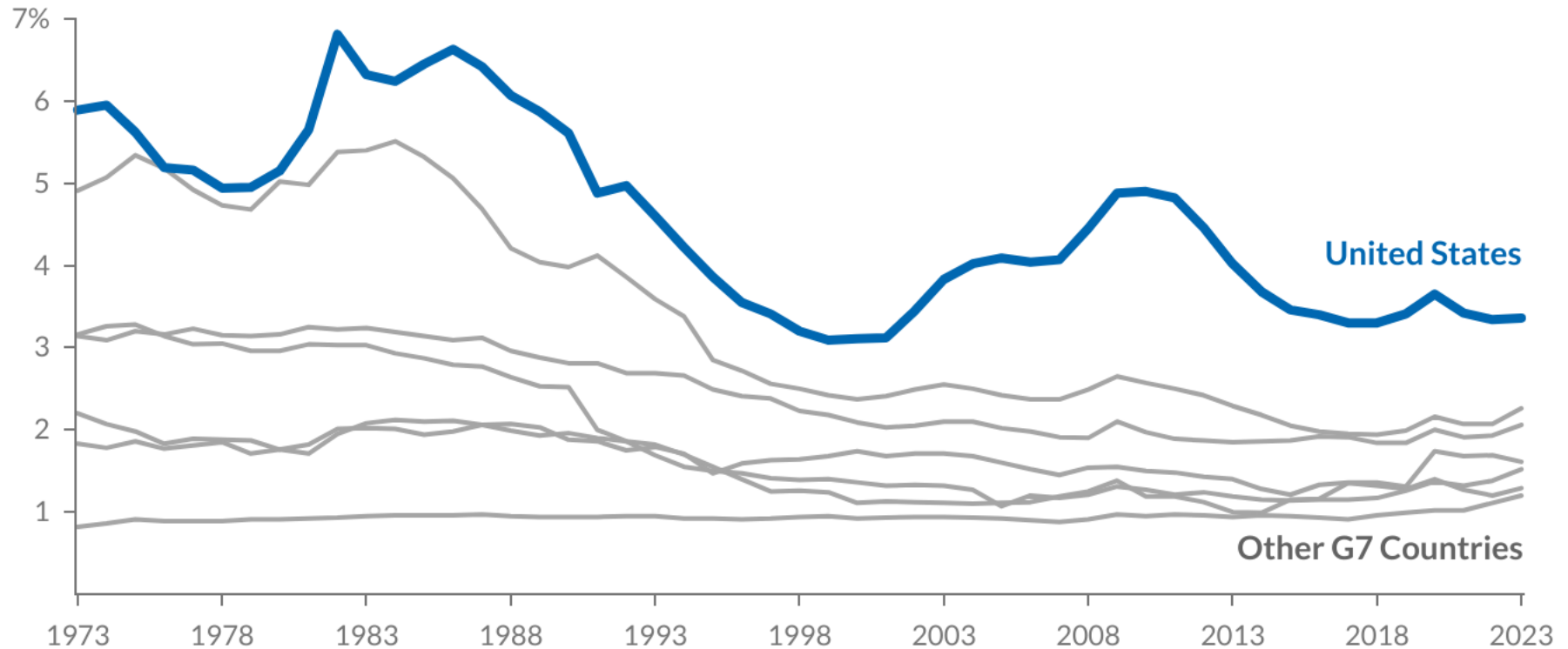
© 2025 Peter G. Peterson Foundation



VISIT [PGPF.ORG](https://www.pgpf.org)

The U.S. has historically devoted a larger share of its economy to defense than other G7 countries

Defense Spending (% of GDP)



Source: Stockholm International Peace Research Institute

Notes: Data for the United States are for the fiscal year that ended on September 30 of the stated year. Data for all other countries are based on calendar years. The G7, or Group of Seven, is a forum for the countries that have the world's largest advanced economies. The source for this chart uses a definition of defense spending that is more broad than budget function 050 and defense discretionary spending.

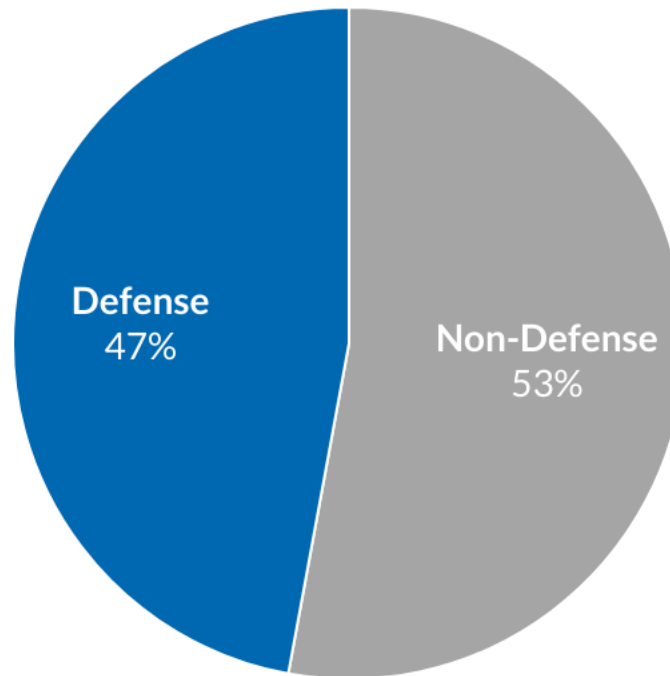
© 2025 Peter G. Peterson Foundation



VISIT [PGPF.ORG](https://www.pgpf.org)

Defense spending accounts for nearly half of total discretionary spending

2024 Discretionary Outlays:
\$1,815 Billion



Source: Congressional Budget Office

Notes: Non-Defense includes Transportation, Veteran's Benefits and Services, Health, Education, International Affairs, General Government, Administration of Justice, Natural Resources and Environment, Housing Assistance, General Science, Space and Technology, Community and Regional Development, and Training, Employment, and Social Services spending.

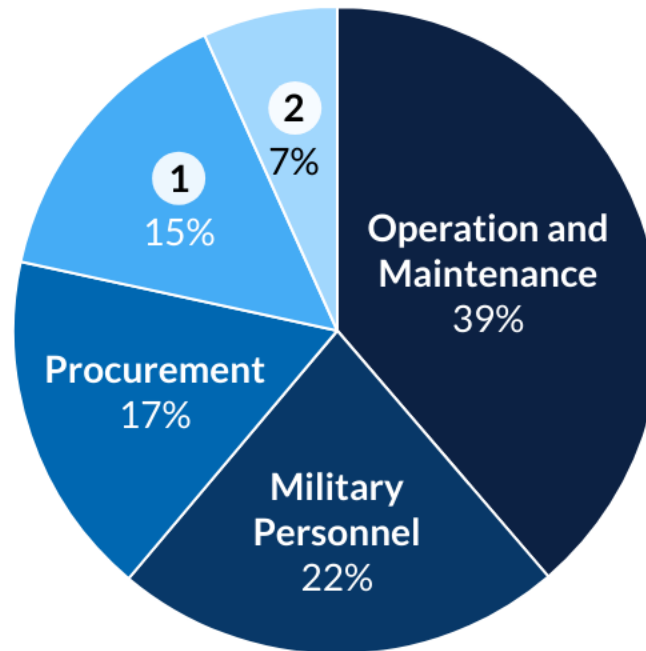
© 2025 Peter G. Peterson Foundation



[VISIT PGPF.ORG](https://www.petergpeterson.org)

Defense spending covers a wide range of activities

Fiscal Year 2023:
\$820 Billion



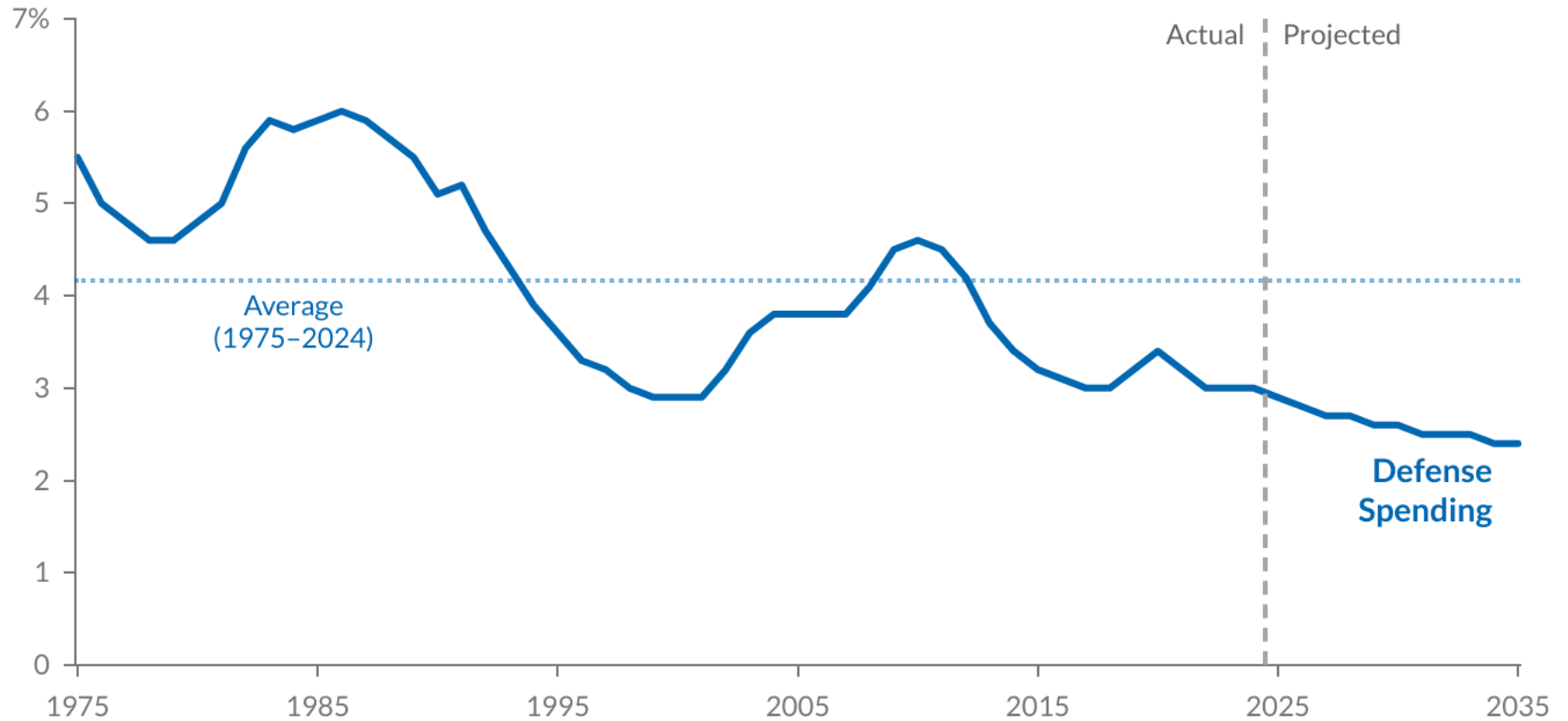
1 Research and Development **2** Other

Source: Office of Management and Budget

Notes: Numbers may not sum to 100 percent due to rounding. The data presented above are for mandatory and discretionary defense spending. Research and Development includes testing and evaluation. All Other Defense Spending includes military construction; family housing; atomic energy defense activities; defense-related activities; and other smaller miscellaneous outlays.

Defense spending is projected to fall further below its historical share of GDP

Defense Discretionary Spending (% of GDP)



Sources: Congressional Budget Office and Office of Management and Budget

© 2025 Peter G. Peterson Foundation



VISIT PGPF.ORG