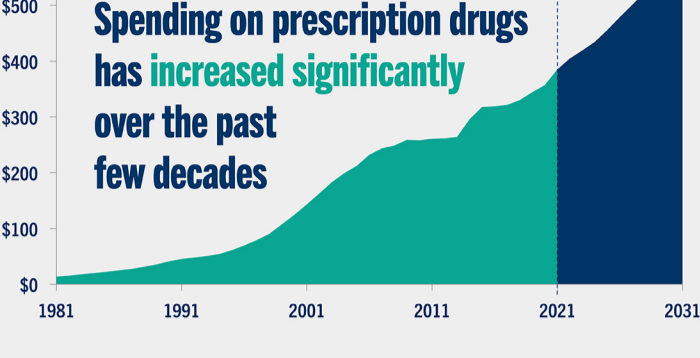


PRESCRIPTION DRUG SPENDING IN THE U.S.



Total Prescription Drug Expenditures (Billions of Dollars)



The U.S. spent **\$378 BILLION** on prescription drugs in 2021 — nearly **3X** more than what we spent 20 years ago.




Without reform, those costs are projected to rise — **increasing 57% from 2021 to 2031.**



WHAT'S DRIVING THIS GROWTH?

- Rising prices of brand-name drugs
- Lack of competition due to the U.S. patent system
- The cost and use of specialty drugs



PRICES FOR BRAND-NAME PRESCRIPTION DRUGS HAVE GROWN SUBSTANTIALLY WHILE GENERIC DRUG PRICES HAVE REMAINED RELATIVELY STABLE



BRAND-NAME DRUGS ARE ONLY 8% OF ALL DRUGS DISPENSED



BUT ACCOUNT FOR ALMOST 84% OF DRUG COSTS



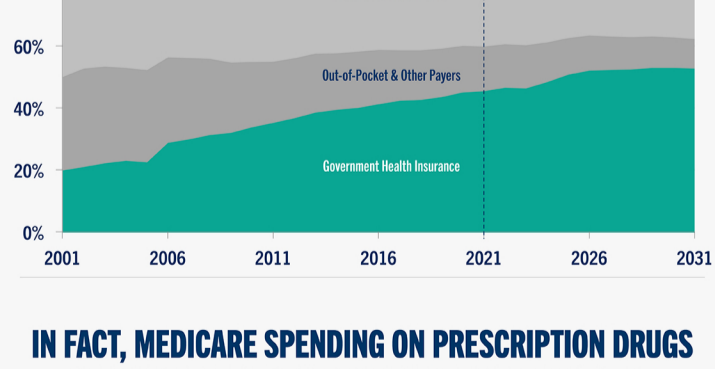
Spending per person on **SPECIALTY DRUGS HAS NEARLY DOUBLED** from 2013 to 2022.

This is not just an issue for individuals.

It also affects our fiscal sustainability.



BECAUSE THE GOVERNMENT IS PICKING UP A GROWING PORTION OF THE TAB FOR PRESCRIPTION DRUGS.



IN FACT, MEDICARE SPENDING ON PRESCRIPTION DRUGS IS EXPECTED TO NEARLY DOUBLE OVER 10 YEARS.



THAT PLACES AN ADDITIONAL STRAIN ON THE FEDERAL BUDGET.

Containing rising healthcare costs is **critically important for our nation's health** — but also for our fiscal and economic well-being.

